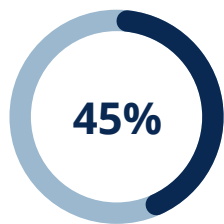




# DUPAGE COUNTY BY THE NUMBERS

## OLDER ADULT POPULATION STATISTICS

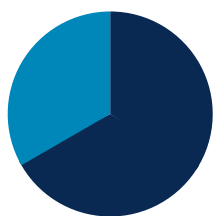
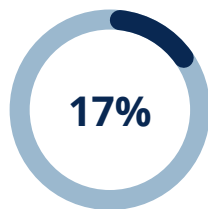


People 65+ were the fastest growing age group between 2010 and 2021 with a population increase of 45%

### DuPage Older Adult Population Numbers:

2010 **107,228** 2021 **155,352**

Percentage of DuPage's population age 65+ (2021)



**Over 1/3** of DuPage's population is 50 years or older (2021)

## OLDER ADULT POPULATION PROJECTIONS



**194,695** in 2025

**224,115** in 2030



increase in 5 years

## NUMBERS SERVED IN FY22

**32,000** older adults 60+ depended on:



transportation services



friendly phone calls & visits



in-person & online services



caregiver resources

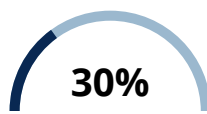


nutrition services

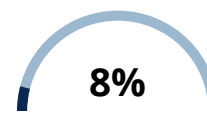
## DEMOGRAPHICS OF OLDER ADULTS



of older adults are limited English-speaking



of older adults live alone



of older adults live below the poverty line

Data compiled from the US Census Bureau, IL Department of Public Health, and Older Americans Act service provider data.