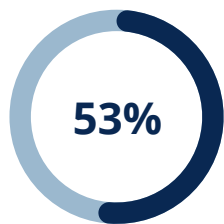




KANE COUNTY BY THE NUMBERS

OLDER ADULT POPULATION STATISTICS

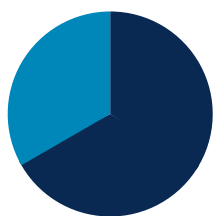
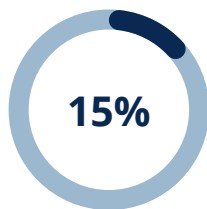


People 65+ were the fastest growing age group between 2010 and 2021 with a population increase of 53%

Kane Older Adult Population Numbers:

2010 50,075 **2021** 76,629

Percentage of Kane's population age 65+ (2021)



Over 1/3 of Kane's population is 50 years or older (2021)

OLDER ADULT POPULATION PROJECTIONS



105,018 in 2025

123,979 in 2030



increase in 5 years

NUMBERS SERVED IN FY22

37,000 older adults 60+ depended on:



transportation services



friendly phone calls & visits



in-person & online services

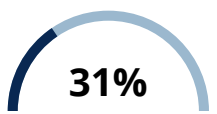


caregiver resources



nutrition services

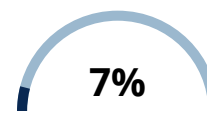
DEMOGRAPHICS OF OLDER ADULTS



of older adults are limited English-speaking



of older adults live alone



of older adults live below the poverty line

Data compiled from the US Census Bureau, IL Department of Public Health, and Older Americans Act service provider data.