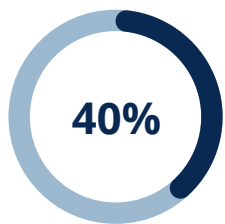




KENDALL COUNTY BY THE NUMBERS

OLDER ADULT POPULATION STATISTICS

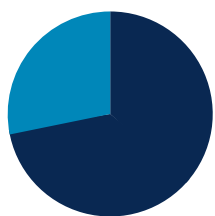
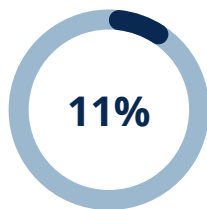


People 50+ were the fastest growing age group between 2010 and 2021 with a population increase of 40%

Kendall Older Adult Population Numbers:

2010 **8,464** 2021 **14,730**

Percentage of Kendall's population age 65+ (2021)



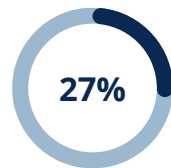
Over 1/4 of Kendall's population is 50 years or older (2021)

OLDER ADULT POPULATION PROJECTIONS



21,486 in 2025

27,202 in 2030



increase in 5 years

NUMBERS SERVED IN FY22

7,000 older adults 60+ depended on:



transportation services



friendly phone calls & visits



in-person & online services



caregiver resources



nutrition services

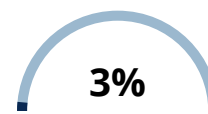
DEMOGRAPHICS OF OLDER ADULTS



of older adults are limited English-speaking



of older adults live alone



of older adults live below the poverty line

Data compiled from the US Census Bureau, IL Department of Public Health, and Older Americans Act service provider data.