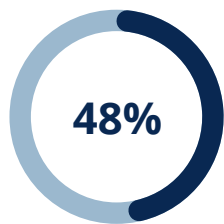




LAKE COUNTY BY THE NUMBERS

OLDER ADULT POPULATION STATISTICS

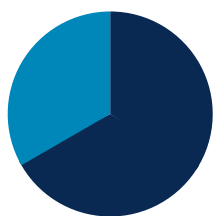
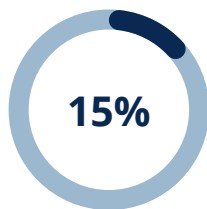


People 65+ were the fastest growing age group between 2010 and 2021 with a population increase of 48%

Lake Older Adult Population Numbers:

2010 73,639 **2021** 109,313

Percentage of Lake's population age 65+ (2021)



Over 1/3 of Lake's population is 50 years or older (2021)

OLDER ADULT POPULATION PROJECTIONS



141,939 in 2025

166,750 in 2030



increase in 5 years

NUMBERS SERVED IN FY22

15,000 older adults 60+ depended on:



transportation services



friendly phone calls & visits



in-person & online services



caregiver resources



nutrition services

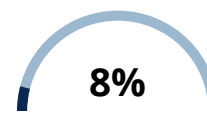
DEMOGRAPHICS OF OLDER ADULTS



of older adults are limited English-speaking



of older adults live alone



of older adults live below the poverty line

Data compiled from the US Census Bureau, IL Department of Public Health, and Older Americans Act service provider data.