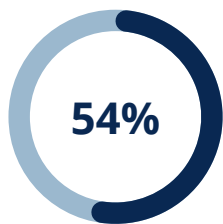




WILL COUNTY BY THE NUMBERS

OLDER ADULT POPULATION STATISTICS

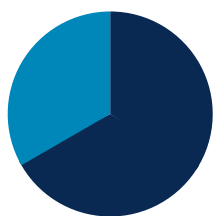
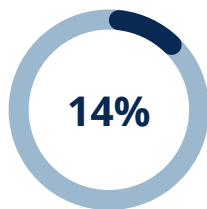


People 65+ were the fastest growing age group between 2010 and 2021 with a population increase of 54%

Will Older Adult Population Numbers:

2010 63,433 **2021 97,936**

Percentage of Will's
population age 65+
(2021)



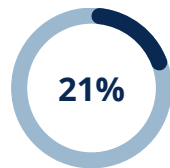
Over 1/3 of Will's
population is 50 years or
older (2021)

OLDER ADULT POPULATION PROJECTIONS



134,963 in 2025

162,669 in 2030



increase in 5
years

NUMBERS SERVED IN FY22

15,000 older adults 60+
depended on:



transportation services



friendly phone calls & visits



in-person & online services



caregiver resources

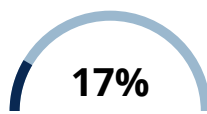


nutrition services

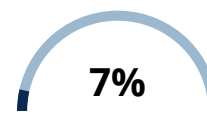
DEMOGRAPHICS OF OLDER ADULTS



of older adults
are limited
English-speaking



of older adults
live alone



of older adults
live below the
poverty line

Data compiled from the US Census Bureau, IL Department of Public Health, and Older Americans Act service provider data.